

ENG Installation instructions Double Dimmer LD200KRON

The Bluetooth LD200KRON dimmer is controlled by one or more retractive 1-pole switches (rocker switch) per control input.

- Starts at 0VA on both channels
- Up to 100VA per channel (2 x 100VA max)
- Two separate channel outputs
- Two separate control inputs
- Can be mounted in the wallbox behind the push button
- Used for dimmable LED, energy-saving lamps and incandescent bulbs (E27, E14, GU10) from 0VA up to 100VA per channel
- Used for dimmable LED drivers from 0VA up to 100VA per channel
- Used for low voltage halogen up to 100VA per channel
- Can be dimmed with several parallel connected pushbuttons per channel input
- Retains the last light level after power failure
- With individually settable minimum diming level, per output
- Automatic resettable overload and temperature protection
- Self resettable short-circuit protection per channel

Operation

Off/On - A gentle and quick push. The dimmer is turned on with the latest selected light intensity (memory function). Diming up/down - Gently press, and keep pushing, until the desired right intensity is obtained. The dimmer will stop at the maximum and minimum level.

Note! Keep in mind that, depending on the brand, the LED and low energy can consume up to twice the rated power (reactive power).

Adjusting the lowest diming level

The last used channel output will set which minimum diming level it is applied to. If channel 1 was the last channel to be dimmed, the potentiometer will then set the minimum diming level for channel 1. If channel 2 was the last channel to be dimmed, the minimum diming level potentiometer will set channel 2. As an example, this means that you can load downlights on one of the channels and bulbs on the other.

Adjust the lowest diming level by rotating the rotary potentiometer with a screw driver. Dim up and down to examine the result and then change the rotary potentiometer's position again if needed.

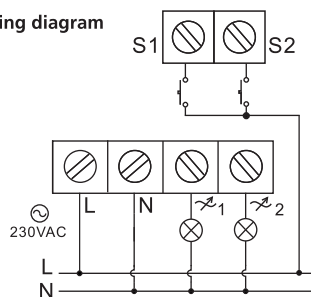
Please note that energy lamps and LED consume less power than incandescent light and halogen, hence the lowest diming level may vary.

Technical data


Item number:	V-4020020IBK
Rated voltage:	230 V +/-10% 50 Hz
Max. current:	0,43 A / channel
Min. load	0VA
Max. load:	100VA / channel
IP grade:	IP20 (for indoor use)
Dimension:	Ø57x21 mm



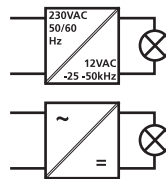
Wiring diagram



For incandescent light and halogen



For dimmable low energy lamps and LED for E14, E27 and GU10



For dimmable electronic transformers and LED-drivers